

COMPLIMITTENS

WINTER SEL ACTIVITY

Teach students about compliments with a simple winter activity to build classroom community.

CompliMittens

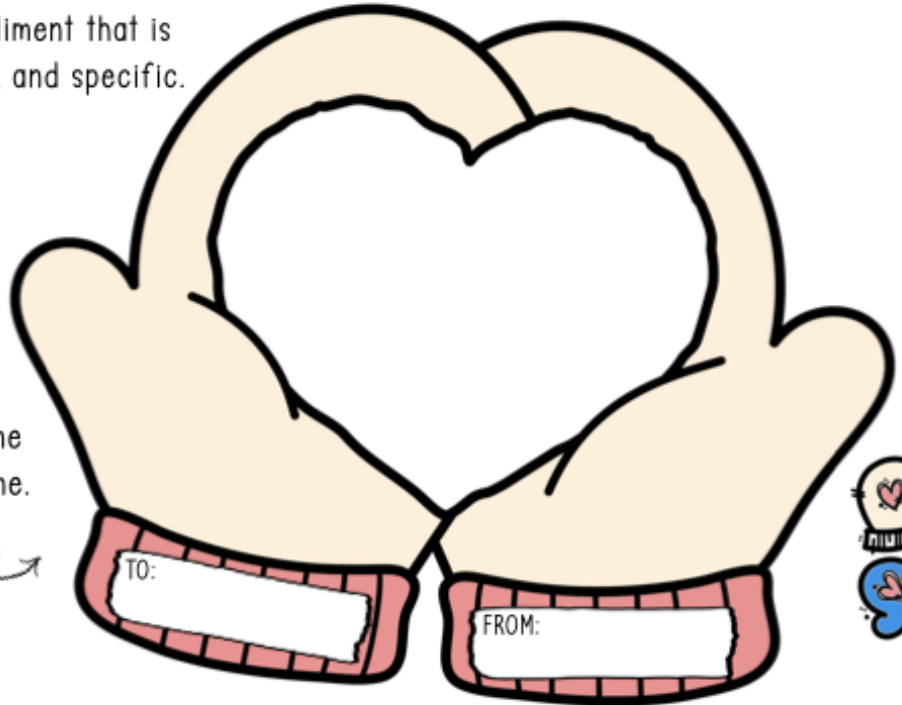
Brainstorm some possible things you could compliment the person on.

Write a compliment that is true, positive, and specific.

Put their name and your name.

TO:

FROM:



© Social Emotional Workshop

What you'll love

PowerPoint slides to support teaching and guide the activity.

Simple print and go winter activity.

You can turn the activity into a bulletin board or door display! ✨

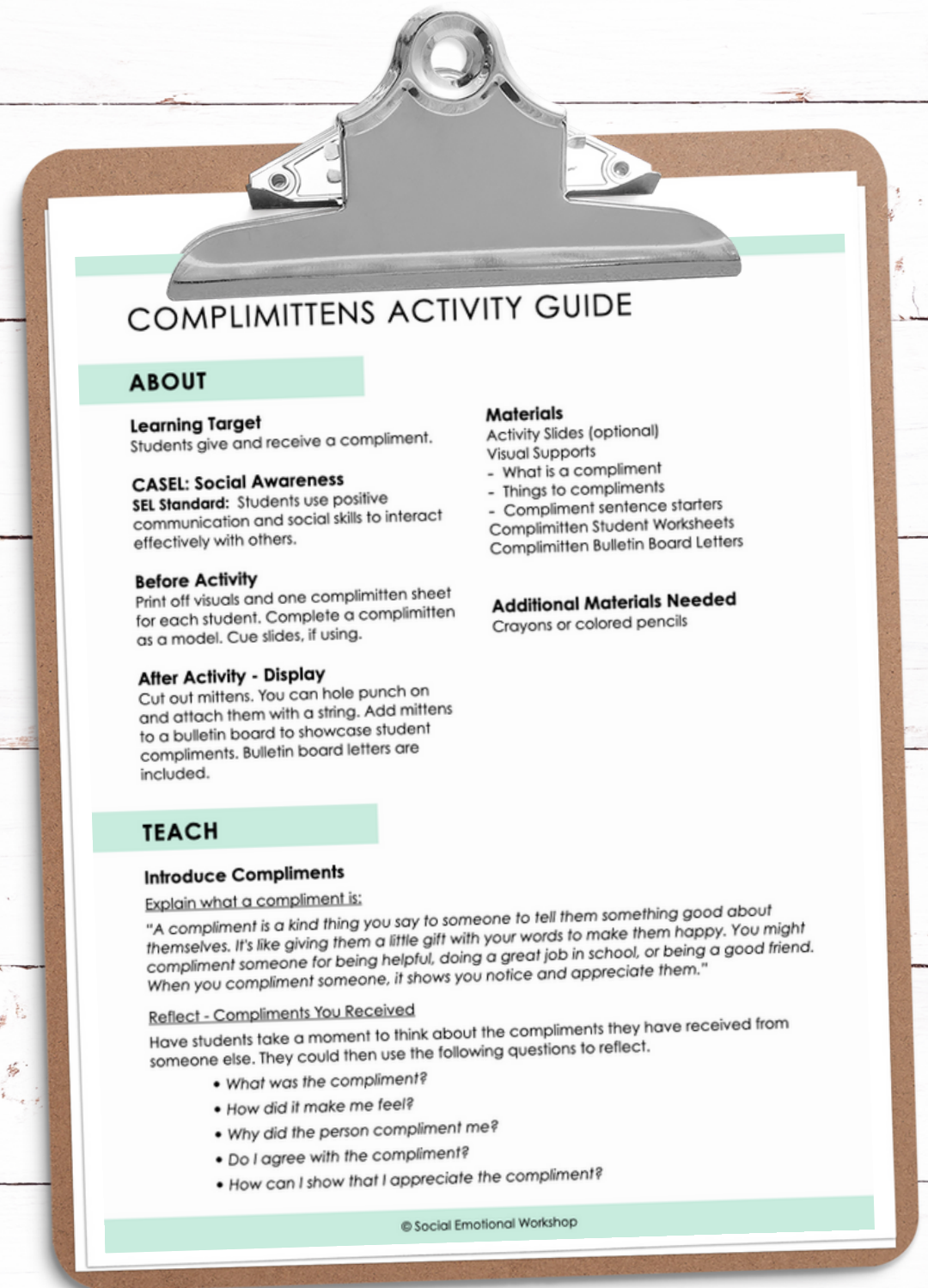
Encourages key social emotional skills that build classroom community.



Detailed guide




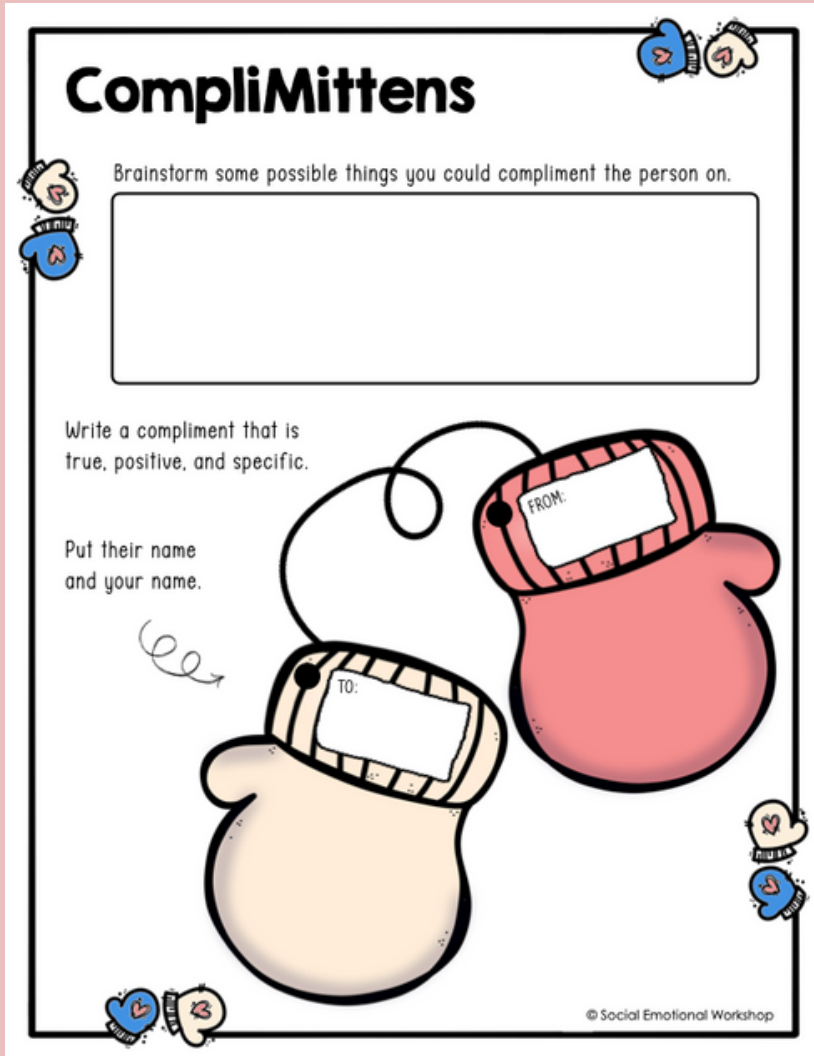
Structured activity plan
to guide instruction.

Uses scaffolded
practice, modeling,
and visuals.



Print and Go Activity

Nothing to prep



Everything in color and black line.

Powerpoint Guide

12 slides to teach about giving a good compliment.
Easily upload to Google Slides

Good compliments are **true**

Be honest when you give a compliment. Compliments are meaningful when you believe them. You don't have to make something up to say something nice.

© Social Emotional Workshop

If someone started learning to draw, you might say,


"Your drawings are getting better and better each week!"

It would be nice if you said, "You're such a great artist!" but it wouldn't be true.




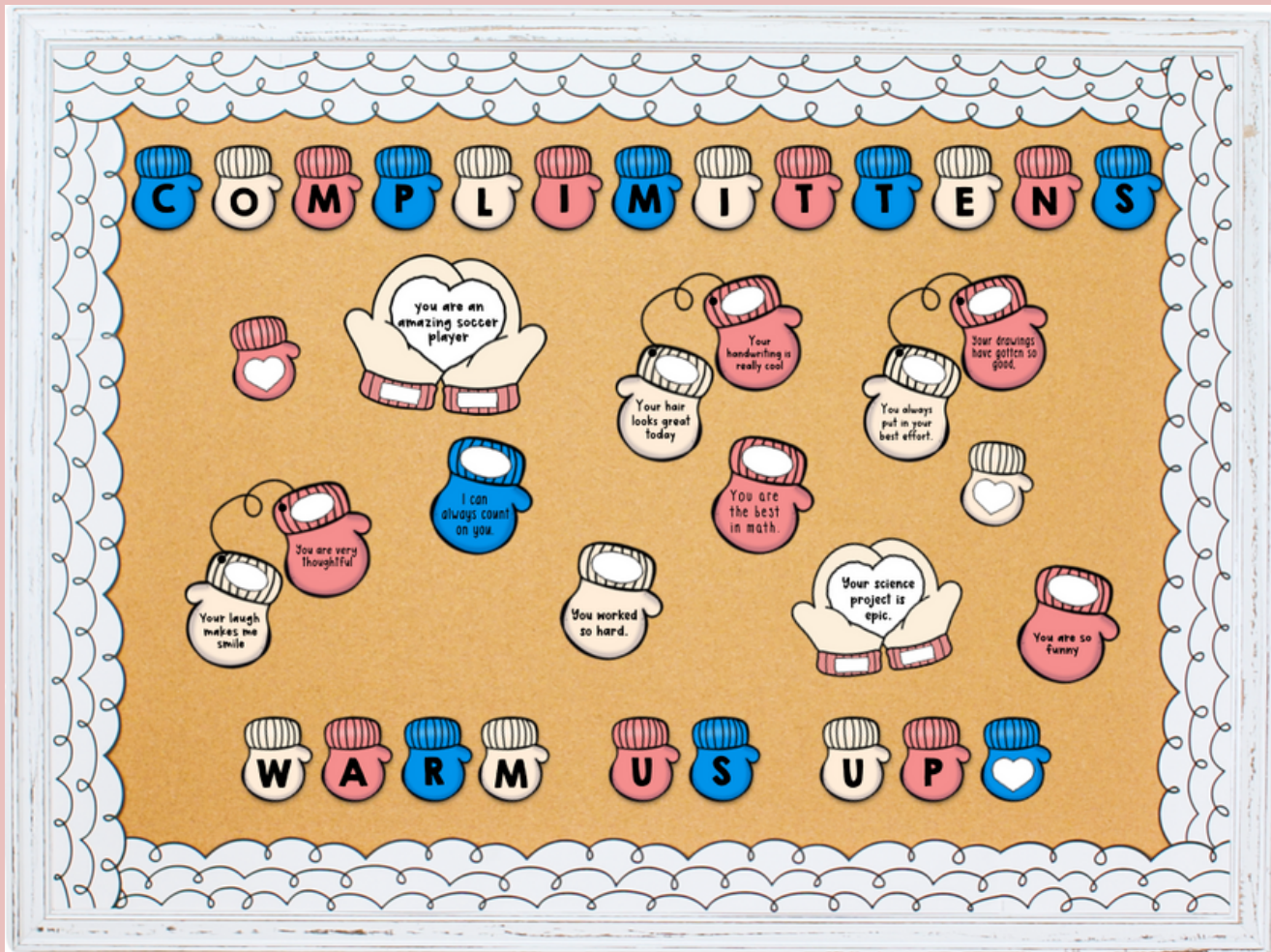
How to Start a Compliment

You are really great at
It's impressive how you
I really admire how you
I love the way you
You make me smile when
Your hard work on really shows
I appreciate how you always



Door Display or Bulletin Board

Turn into an easy classroom display with the students' complimentittens and included title letters.



Visual Supports

Helpful visuals for students as they complete the activity.

COMPLIMENTS

A compliment is a kind thing you say to someone to tell them something good about themselves. You might compliment someone for being helpful, doing a great job in school, or being a good friend. When you compliment someone, it shows you notice and appreciate them.

True
Compliments are **true**. They are something that happened and are honest about the person.


If someone is learning to draw, you might say, "Your drawings are improving!" You wouldn't say, "You are such a great artist."

Positive
Compliments are positive. They should be something nice you notice that would make someone feel good.

You would say, "Your drawing of your dog has lots of great detail." You wouldn't say, "Wow, these are much better than those awful drawings you first did."

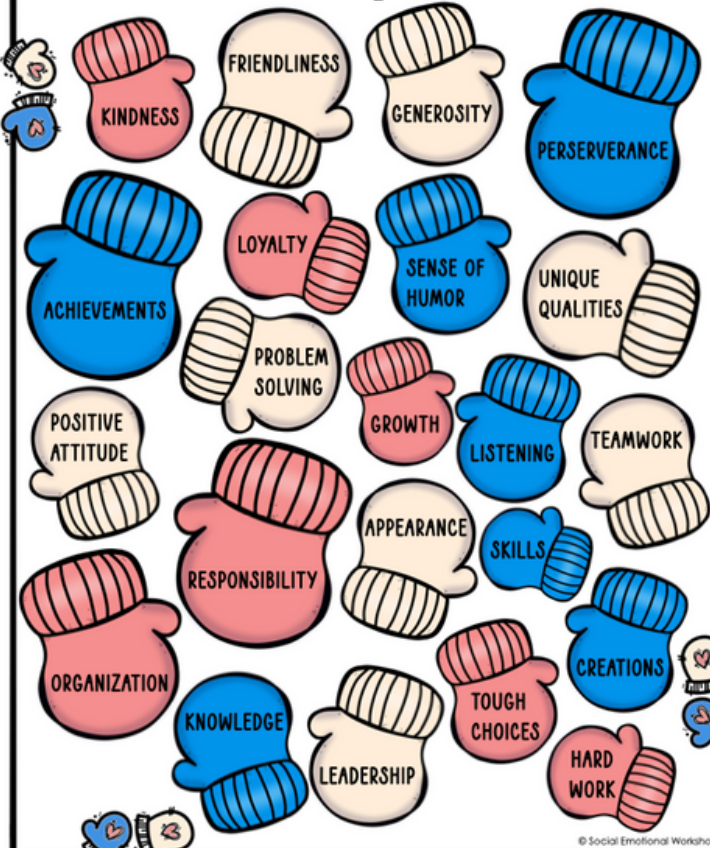
Specific
Compliments are specific. They use details that show the person you are noticing something.

You would say, "I like how you drew the grass and flowers." You wouldn't say, "Nice work!"



© Social Emotional Workshop

You can compliment



KINDNESS
FRIENDLINESS
GENEROSITY
PERSISTENCE
ACHIEVEMENTS
LOYALTY
SENSE OF HUMOR
UNIQUE QUALITIES
PROBLEM SOLVING
GROWTH
LISTENING
TEAMWORK
POSITIVE ATTITUDE
APPEARANCE
SKILLS
RESPONSIBILITY
ORGANIZATION
KNOWLEDGE
LEADERSHIP
TOUGH CHOICES
HARD WORK
CREATIONS

© Social Emotional Workshop

Ways to start a compliment

You are really great at ...

It's impressive how you ...

Your ____ is amazing.

I really admire how you ...

I love the way you ...

You make me smile when ...

Your hard work on ____ really shows.

I appreciate how you always ...

You make ____ better when you ...

You have the best ideas about ...

Thank you for ...

Today you were ...

© Social Emotional Workshop

You might like

Kindness Activities



Buy and save

Compliments Bundle



Hi! I'm Laura

I create research-driven, uncomplicated tools and resources designed to build students' social and emotional skills in counseling or the classroom.

During ten years as a school psychologist, I wore all the hats - but the one I never took off was supporting my colleagues.

Whether you're a first-year counselor or a seasoned teacher, I want you to have the tools you need to support each student.

Visit [my blog](#) for more ideas and [subscribe](#) for exclusive resources!

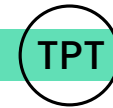
contact: support@socialemotionalworkshop.com



connect



shop



Social Emotional
Workshop