

COLOR BY FEELINGS

ST. PATRICK'S DAY

Practice identifying feelings with a ready to print holiday activity.

1		ORANGE
2		YELLOW
3		WHITE
4		GREEN

I felt _____ when

Feeling
ing.
ag!

R

Sad

Sad

HERE

WHAT YOU'LL LOVE

Multiple options so you can differentiate for needs, goals, and skills.

Kid friendly scenarios to help kids understand how situations connect to emotions.

Ready to print and use alone or with feelings lessons.







 A holiday theme that focuses on an important skill.

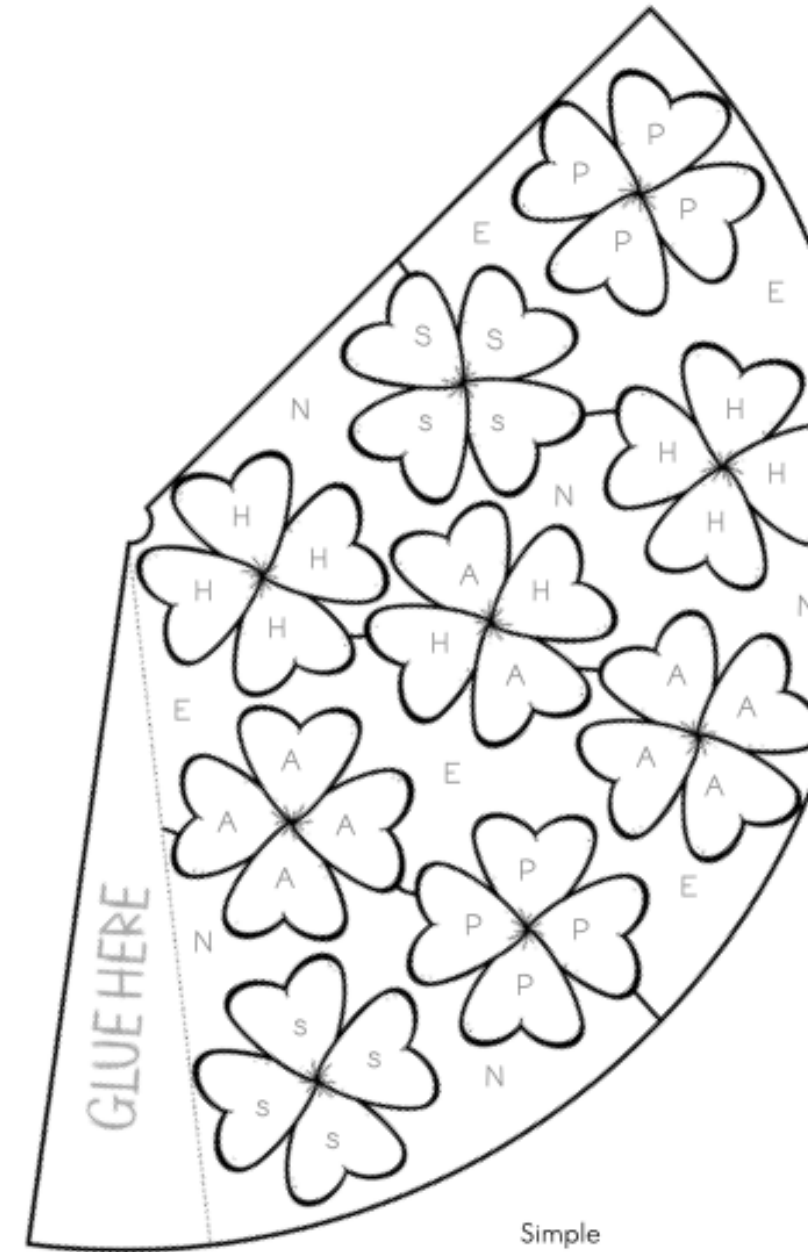
SIMPLE

Simple SEL coloring activity perfect for ending lessons on identifying feelings

COLOR BY FEELINGS

Write down the feeling that matches the physical sign. Color the feeling. Cut out and make it into a hat or party treat bag!

FEELING		COLOR
HAPPY (H)		Light Green
ANGRY (A)		Green
SAD (S)		Yellow
PROUD (P)		Orange
EXCITED (E)		Light Blue
NERVOUS (N)		Blue



Simple
© Social Emotional Work

PHYSICAL SIGNS

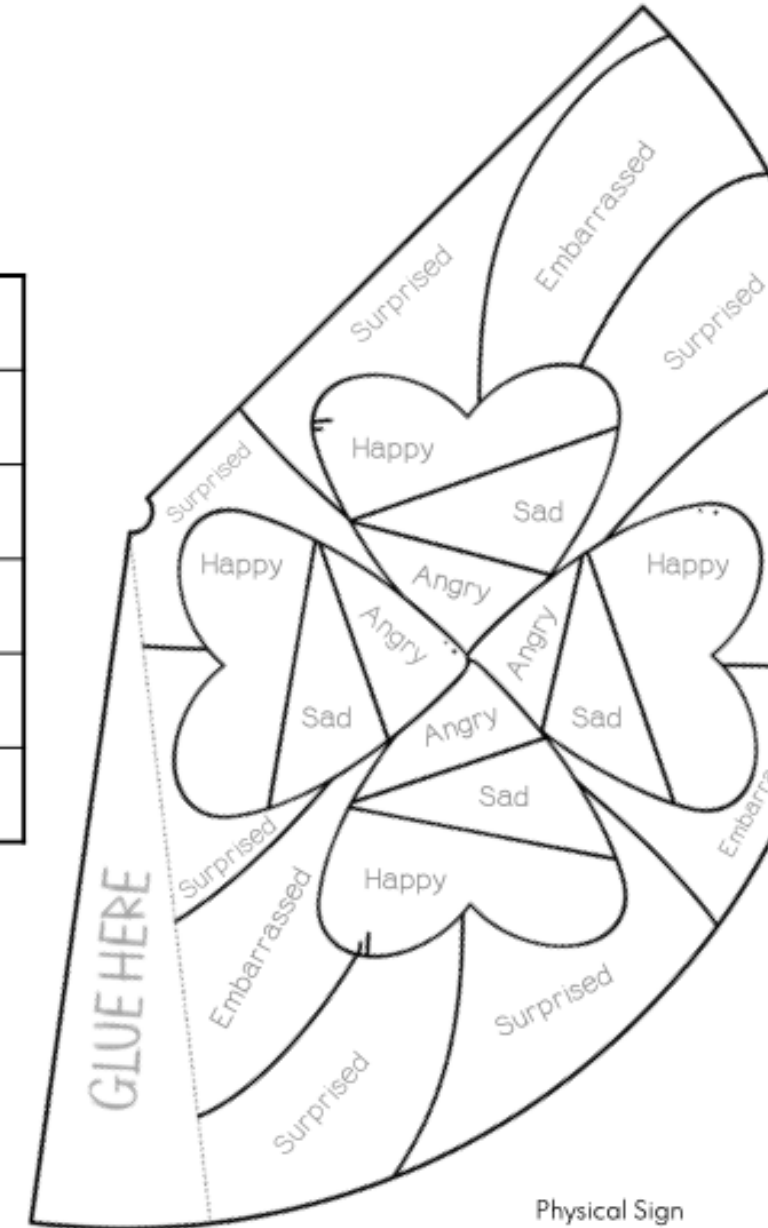
Practice identifying what different feelings look like.

COLOR BY FEELINGS

Write down the feeling that matches the physical sign. Color the feeling. Cut out and make it into a hat or treat bag!

Physical Sign	Feeling	Color
Smile		Green
Tears		White
Tight Fists		Orange
Open Mouth		Blue
Blushing		Yellow

What are some physical signs someone feels nervous?




Physical Sign
© Social Emotional V

SYNONYMS


Brainstorm similar feelings words.

COLOR BY FEELINGS
ST. PATRICK'S DAY



COLOR BY FEELINGS
Write down another similar feeling word. Color in feeling words that are alike. Cut out and make it into a hat or treat bag!

FEELING	COLOR
	BLUE
HAPPY	
glad, joyful	YELLOW
ANGRY	
mad, furious	ORANGE
SAD	
down, gloomy	GREEN
NERVOUS	
tittery	



GLUE HERE

Social Emotional Workshop

SCENARIOS

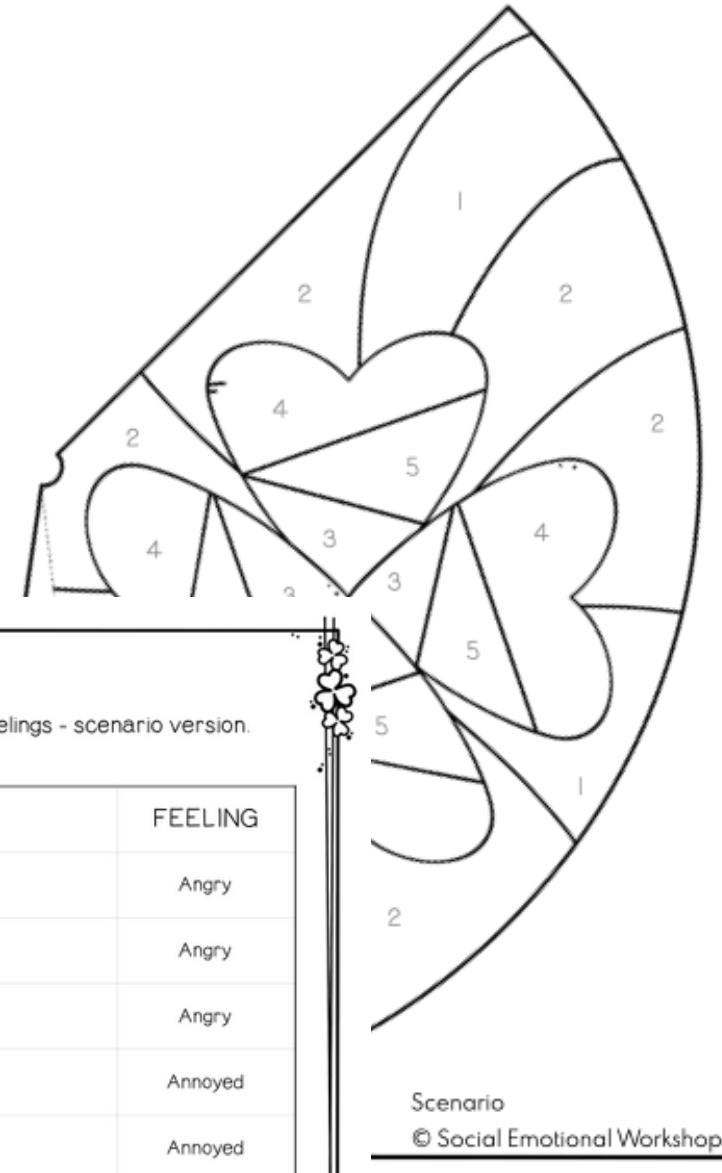
There are 27 feelings with 3 scenarios each so you can customize for your students.

3 worksheet options.

COLOR BY FEELINGS

Read the scenario and write down the feeling described. Color the number by the feeling. Cut out and make it into a hat or treat bag!

	FEELING	COLOR
1		BLUE
2		YELLOW
3		ORANGE



SCENARIOS

There are three scenarios for each feeling. Use these for the color by feelings - scenario version. You can pick any five feelings to use with the students.

SCENARIO	FEELING
Kevin told Jake something you told him not to tell anyone.	Angry
Your sister broke your favorite bracelet on purpose.	Angry
You get blamed for something you didn't do.	Angry
Your computer has to update and you are in a rush.	Annoyed
Your cousin keeps talking while you are watching a tv show.	Annoyed
Your mom won't let you go outside until you clean your room.	Annoyed
Its raining out and there is nothing to do.	Bored
You have a long car ride and forgot to bring something to play.	Bored
Today's lesson is something you already know about.	Bored

TURN THE COLORED DESIGN INTO A HAT OR TREAT CUP!



PRINT AND GO ACTIVITY

Nothing to prep!







COLOR BY FEELINGS


Write down another similar feeling word. Color in feeling words that are alike. Cut out and make it into a hat or treat bag!

FEELING	COLOR
HAPPY	BLUE
ANGRY	YELLOW

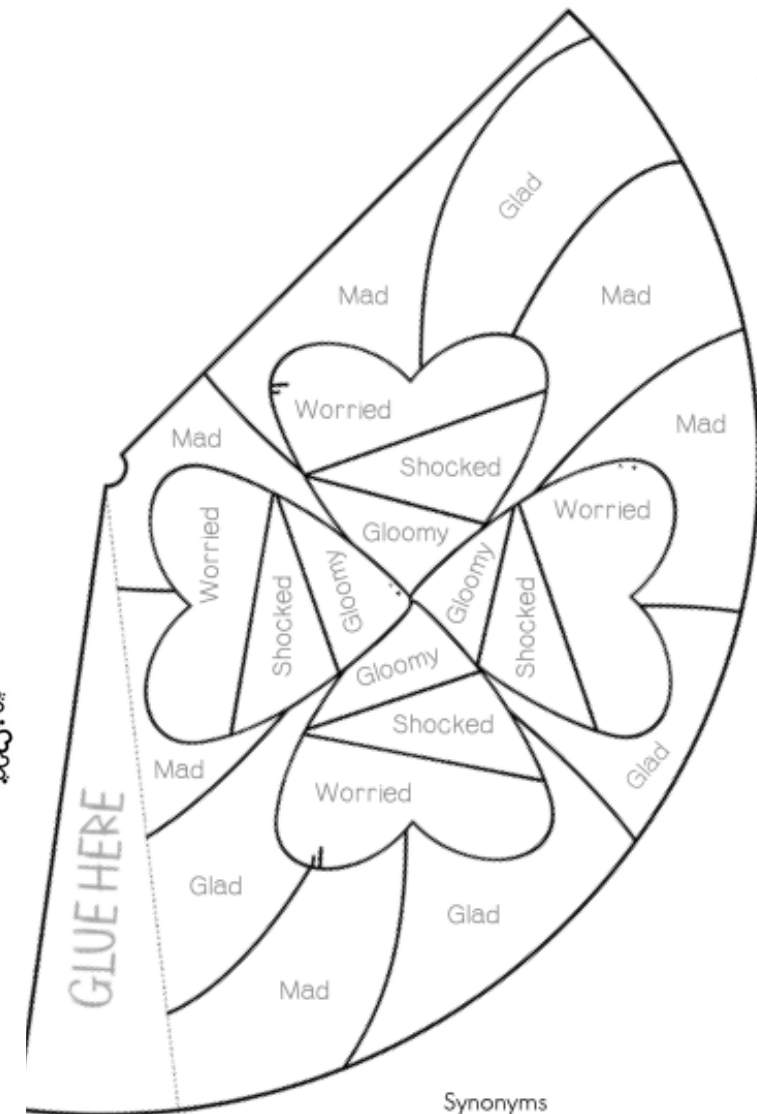
COLOR BY FEELINGS

Write down the feeling that matches the physical sign. Color the feeling. Cut out and make it into a hat or party treat bag!

FEELING		COLOR
HAPPY (H)		Light Green
ANGRY (A)		Green
SAD (S)		Yellow
PROUD (P)		Orange
EXCITED (E)		Light Blue
NERVOUS (N)		Blue



Simple
© Social Emotional Workshop



Synonyms
© Social Emotional Workshop

YOU MIGHT LIKE

IN MY HEART
ACTIVITIES

IN MY HEART

SEL COMPANION ACTIVITIES



Social Emotional
Workshop

FEELINGS POSTERS
& WORKSHEETS

FEELINGS



POSTERS & WORKSHEETS

